








ANLEITUNG:

1. PDF downloaden
2. Auf Fotokarton ausdrucken
3. Alle Teile ausschneiden
4. Holzstäbchen ankleben
5. Spaß haben!












Ho
Ho
Ho

Merry
X-Mas







Nicht
schon wieder
Socken



ICH WILL
EIN PONY!

